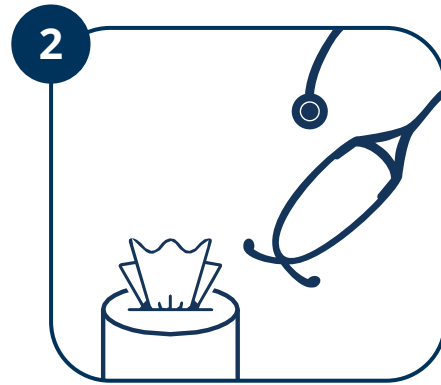


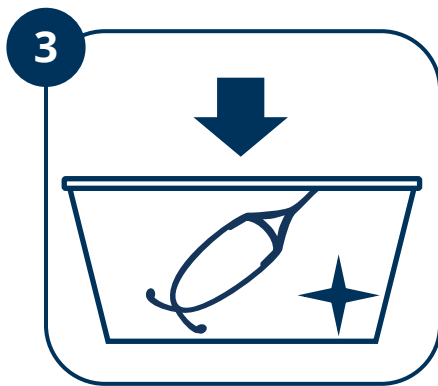
Entering Room with Personal Stethoscope



Perform HH.
Don gloves



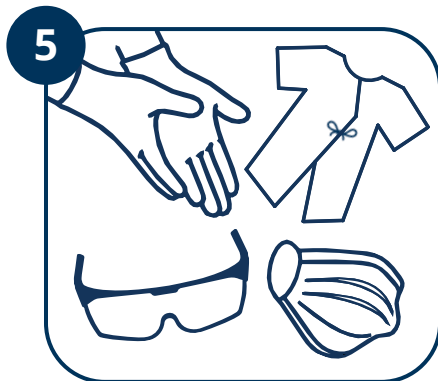
Use CaviWipe to
clean stethoscope



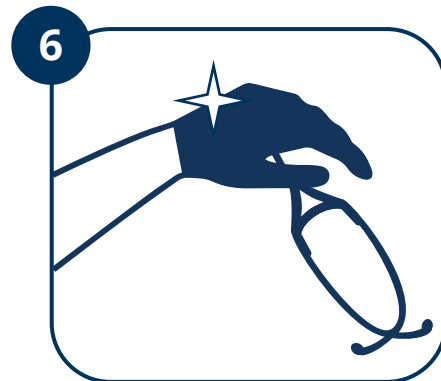
Place stethoscope in
designated CLEAN bin



Doff gloves.
Perform HH



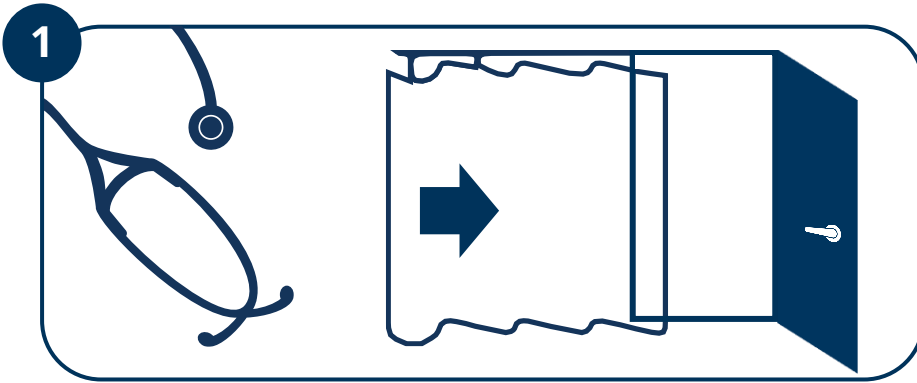
Don gown, mask, eye
protection. Don gloves



Pick up stethoscope.
Enter room to perform care

! Do not put stethoscope on your neck

Cleaning Stethoscope / Goggles After Use



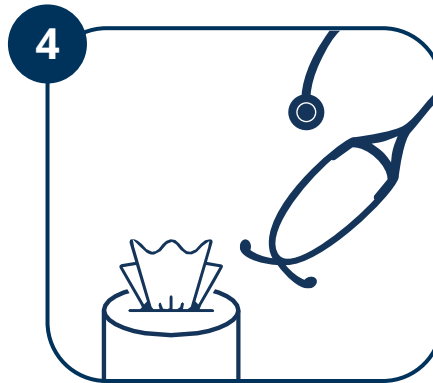
After use, place stethoscope near door.
Open door (move curtain if needed)



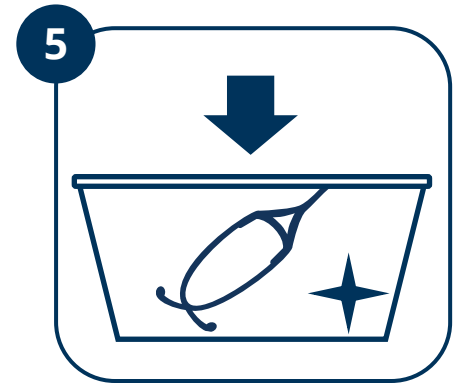
Doff gloves. Perform HH
Doff gown. Perform HH



Don clean gloves.
Use CaviWipe to pick-up
used stethoscope



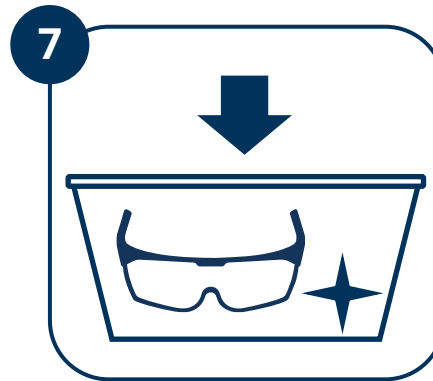
Exit room.
Clean stethoscope
with CaviWipe



Place stethoscope in
CLEAN bin.
Let dry 3 min



Remove and clean
goggles with CaviWipe



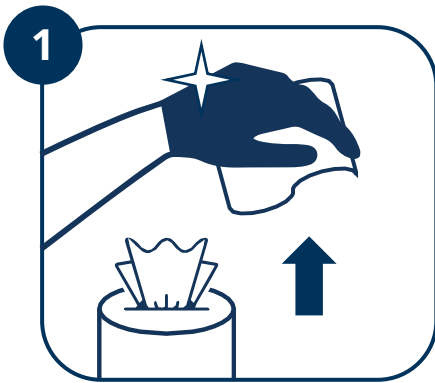
Place goggles in **CLEAN**
bin. Let dry 3 min




Doff gloves. Perform HH
Doff mask. Perform HH

! DOOR KNOBS ARE DIRTY
Open doors before donning OR open
doors with elbow when in clean PPE

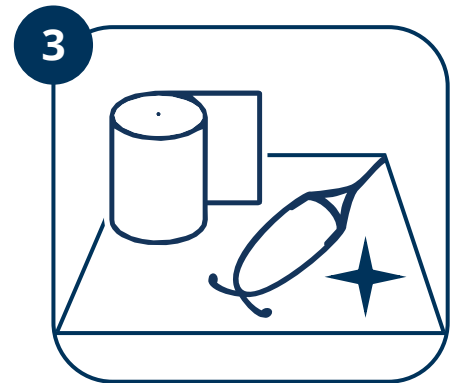
Cleaning Dedicated In-Room Stethoscope



1 In full PPE, with clean gloves, grab CaviWipe. Pull second wipe part way out of container (for later use)



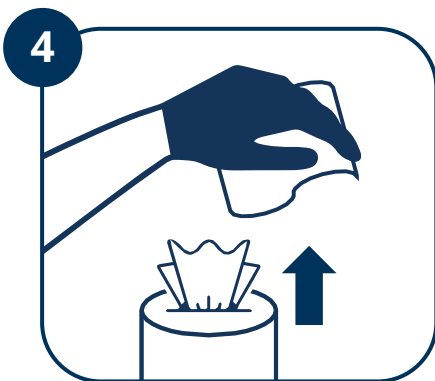
2 Use CaviWipe to clean stethoscope before use



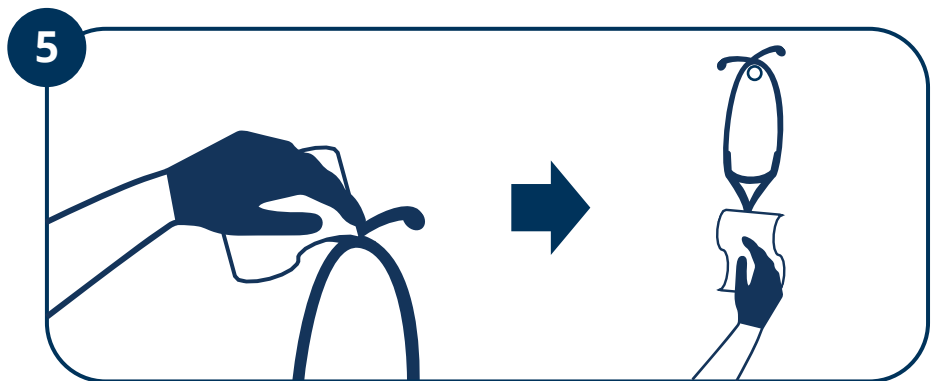
3 Place stethoscope on CLEAN surface. Use CaviWipe OR place stethoscope on clean paper towel and let dry 3 min

! Do not put stethoscope on your neck

After Stethoscope Use:



4 Grab new CaviWipe without touching container



5 Clean earpieces and place stethoscope on designated hook. Next, clean downwards. **DO NOT** touch cleaned areas with gloves

! If unable to grab CaviWipe without touching container, doff in room and grab fresh pair of gloves before cleaning stethoscope